

Simply Singing for Winds:

High Treble Clef (flute, oboe, saxophone)

A Wellspring of Melodies for Building Tone and Technique

Why Simply Singing?

Whether you are a teacher or a student, you can never have too many good tunes! Simple melodies have so many uses. You can use them for mouthpiece buzzing, developing legato or building a beautiful relaxed sound. You can transpose them up or down an octave or even memorize one tune and play it in every key.

What's in Simply Singing?

Simply Singing is nothing more than a big collection of tunes – both folk songs and original melodies. It is 114 pages long and is divided into five sections:

- Building a Foundation
- Singing Smoothly
- Singing with a Bounce
- Singing with Style
- Fiddling Around

Building a Foundation..

30 original “Foundation Pieces,” each in a clearly defined musical style. Each half-page etude is presented in two different keys. These can be used more systematically in an intermediate-level course of study.

#7. Mournful Doloroso

This should have a yearning quality. Don't hurry through the moving notes.

The musical score for "Mournful Doloroso" is written in 4/4 time with a key signature of one flat (Bb). It consists of three staves of music. The first staff begins with a tempo marking of quarter note = 76. The music is marked with dynamics: *mp* (mezzo-piano), *mf* (mezzo-forte), and *mp*. It includes phrasing slurs and a *rit.* (ritardando) marking. The second staff continues the melody with a *mf* dynamic and a *p* (piano) dynamic. The third staff features a *p* dynamic, a *f* (forte) dynamic, and *mf* dynamics, with triplet markings (3) over some notes. The piece concludes with a *mp* dynamic.

#16. Confidently Projected

Keep the 8th notes full. Keep the duplets and triplets distinct.

a. $\text{♩} = 92$

f

mf

f

mf *cresc.*

rit.

#18. Buoyant and Centered

Practice this slowly enough that the leaps are well-focused and resonant.

a. $\text{♩} = 116$

mf

cresc.

f *mf*

#27. Smooth Leaps

Find the "center of the bullseye" for each note. Keep the sense of musical line going throughout.

$\text{♩} = 80 - 92$

a.

#25. Gently Rolling

Flowing air gives direction to the line.

$\text{♩} = 52-72$

a.

Singing Smoothly...

63 short legato melodies. Most are simple, short tunes presented in two keys...

#6. Cradle Song

American

a. *i* *i V i i* *i v i*

III VII III i VI i i V i

b. *i* *i V i i* *i v i*

i III VII III i VI i i V i

Earlier legato tunes are quite easy. Later tunes get a bit more involved...

#51. The Rain Dove

B.E.

a. *i V i VI i V7 i V i*

i V i VI i V7 VI

i V i III VI III III VII i V

Fine D.S. al Fine

b. *i V i VI i V7 i V i*

i V i VI i V7 VI

Fine

This section includes duets..

#33. All the Pretty Little Horses

American

i iv VII V i *Fine* i iv

a.

III V i III VI III V i

D.C. al Fine

i iv VII V i *Fine* i iv

..and melodic sequences:

#52. A Diatonic Sequence Ascending

a.

b.

Singing with a Bounce..

44 melodies in a detached style. Some are based on existing folk songs..

#18. Will Ye No' Come Back Again Scottish

a. 





b. 

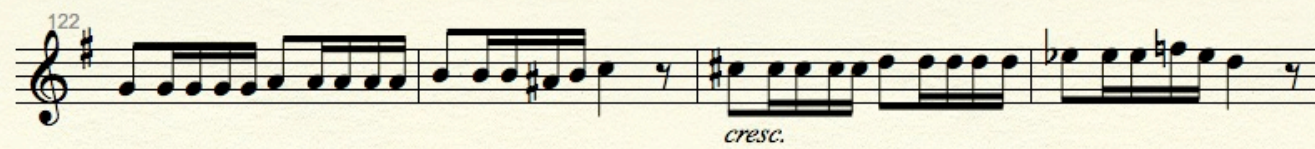


Some tunes are half-page etudes based on a rhythmic element..

#29. Four Little Etudes with Sextuplets B.E.

a. 






Singing with Style..

12 original pieces to strengthen a sense of common musical styles: 4 waltzes, 4 marches, 4 fanfares...

#2 "Szúnyog" Waltz



Musical score for #2 "Szúnyog" Waltz, 3/4 time signature. The score consists of four staves of music. The first staff starts at measure 38 with a mezzo-piano (*mp*) dynamic. The second staff starts at measure 44 and includes a mezzo-forte (*mf*) dynamic and a decrescendo (*decresc.*) marking. It also features a "To Coda" symbol. The third staff starts at measure 50 with a piano (*p*) dynamic and a mezzo-forte (*mf*) dynamic. The fourth staff starts at measure 56.

#8 Tivoli Gardens March

Allegro non troppo



Musical score for #8 Tivoli Gardens March, 6/8 time signature. The score consists of four staves of music. The first staff starts with a forte (*f*) dynamic and a mezzo-piano (*mp*) dynamic. The second staff includes a crescendo (*cresc.*) marking. The third staff starts with a forte (*f*) dynamic and a piano (*p*) dynamic. The fourth staff ends with a mezzo-forte (*mf*) dynamic.

Fiddling Around..

16 fiddle tunes adapted for wind instruments. These are great for building technique!

#3 Highland Ghillies

a. 





b. 

#7 Three Blyther Hearts

a. 





b. 



This is a free sample of a book by Brad Edwards (I sure hope you didn't pay for it!).

Mostly likely it was copied from TromboneZone.org or HornbonePress.com

At any rate, if you like the sample and would like to purchase the book, you can link to either website to make a purchase.

And, also, please don't make complete illegal copies of books. I work hard on these and somehow, it just feels wrong that someone else should just offer up a pdf copy after all the time and effort I've put in.

Thanks.

- Brad Edwards

TromboneZone.org

HornBonePress.com



Books by Brad Edwards

The Intermediate Trombonist (132 pages)

Building blocks for Tone and Technique

Simply Singing for Winds (114 pages)

A wellspring of simple melodies to sing, buzz, play.

Trombone Craft (169 pages) / ***Bass Trombone Craft*** (185 pages)

A musical approach to building tone and technique.

Lip Slurs (84 pages)

In three sections: slow slurs, fast slurs and lip slur melodies.

Lip Slur Melodies (132 pages)

Lyrical melodies and duets, using just natural slurs.

Patterns and Snippets (180 pages)

A musical approach to scales and arpeggios.

Tuning Drone Melodies (134 pages)

Music to be played over tuning drones; for one or more instruments.

Introductory Studies in Tenor and Alto Clef (56 pages)

A good first clef book to precede the Blazhevich Clef Studies.



New!

24 Concert Pieces by Brad Edwards

- A collection of solos starting at the intermediate level and progressing in difficulty.
- Currently available for tenor trombone, bass trombone, tuba and horn (and maybe even trumpet someday)
- Each piece has a reasonable piano part.
- Each piece presents a variety of musical styles.
- Useful for solo and ensemble festivals.
- Free samples available on the TromboneZone.org and HornbonePress.com websites.

Volume One

[approximate timings shown in brackets]

- #1 Andante con moto [3:30]
- #2 Allegretto - Andante - Allegro giocoso [3:40]
- #3 Noble - Lyrical [4:00]
- #4 March [3:20]
- #5 Alla Tango [3:40]
- #6 Singing - Driving – Dancing [4:10]
- #7 Scherzando – Tranquillo [3:30]
- #8 Mysterioso – Giocoso [3:40]
- #9 Piacevole – Vigoroso [3:40]
- #10 With Confidence – With Yearning [4:20]
- #11 Expansive – Carefree [3:40]
- #12 Wistful – Playful – Joyful [3:30]

Volume Two

- #13 Scherzando - Cantabile [3:30]
- #14 Espressivo - Dramatico [4:10]
- #15 Floating – Dancing [4:15]
- #16 Relentless - Wistful – Impish [4:30]
- #17 Impetuoso – Serioso [3:50]
- #18 Grooving – Haunting [4:00]
- #19 Pesante - Scherzando – Waltz [4:00]
- #20 Dream Scene - Chase Scene [4:15]
- #21 Spirited gallop - Woeful lament (Ironic Waltz) [5:10]
- #22 Insistently – Tenderly [4:45]
- #23 Funebre – Imponente [4:45]
- #24 Driving – Dreaming [5:15]

Keep an eye out for recordings and videos of these pieces (including the piano part alone). On Youtube, search for Hornbone Press.